

## New Sheffield Cycle Shelter BXMW/SEF



### Standard Unit Dimensions

Width: 2140mm

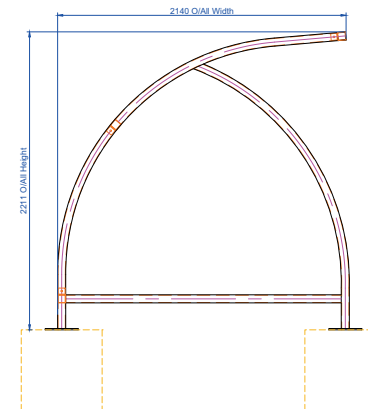
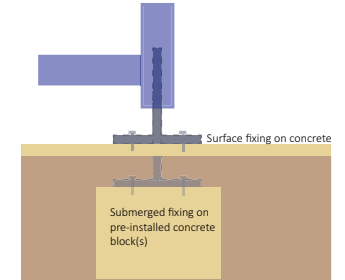
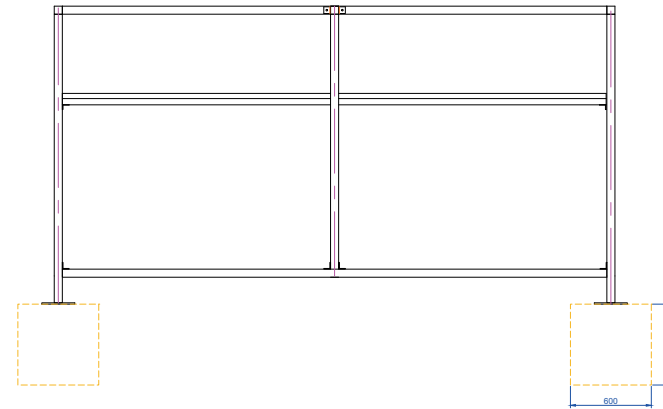
Height: 2150mm

### Length with Capacities

3600mm	8 cycles
4100mm	10 cycles
5000mm	12 cycles

### Features

- Robust modular construction
- Load bearing purlins
- Welded end frames
- Made from heavy-duty mild steel box section
- Assembled with anti-tamper high strength bolts
- Anti-climb end frames
- Adjustable baseplates
- Hot dip galvanized to BS EN ISO 1461:2009
- Weather resistant cladding



## New Sheffield Cycle Shelter BXMW/SEF

### Materials Used

Framework - Mild Steel  
Cladding - 4 mm PETG uv  
Fasteners - Zinc Plated  
Cover Strips - Pre-galvanized steel flat

### Finish Options (Framework)

Hot-Dip Galvanized to BS EN ISO 1461:2009  
Hot-Dip Galvanized & Polyester Powder Coated 60mm-120mm dft  
Hot-Dip Galvanized with Duplex (Zinc Coated) Powder Coating (coastal) 180-240 overall dft

### Weather Resistance

Cladding is UV Stabilised  
Wind resistant to 23m/s

### Fire Resistance

Cladding is fire tested to '1Y' for BS 476

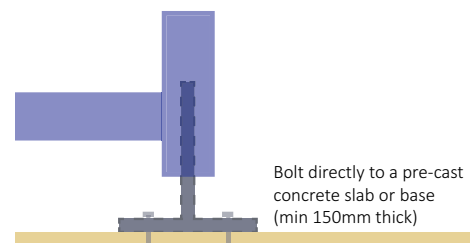
### Design-Life, Guarantees & Warranties (terms apply)

25 year structural guarantee  
34 year (min) life expectancy for Hot Dip Galvanizing  
8-10 year life expectancy on standard powder coatings  
10-15 year life expectancy on Duplex (Zinc Coated) powder coatings  
10 years manufacturers guarantee on cladding material  
10 year warranty on product materials  
12 year warranty on parts & labour

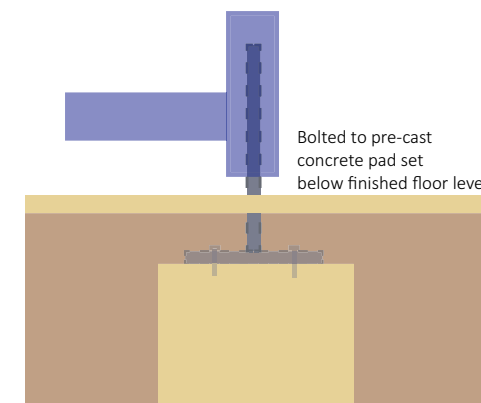
*Please Note: All information on this data sheet is subject to orientation (N,S,E,W) altitude and proximity to buildings, but is sufficient for use as general/preliminary information)*

### Installation

#### Surface fixing on concrete



#### Submerged Fixing



### Options

Steel Profile, Trapezoidal roof cladding  
Opal Cladding to Roof and Sides  
Extended adjustable baseplates for submerged fixing  
Further anti crawl bars can be fitted dependent on surface level  
Helmet Lockers  
Powder Coating to a wide range of colours  
LED or solar lighting  
Full Installation Service  
Varied Range of Cycle Racks  
Varied Range of Cycle Stands

### Colours/Finishes



THE COLOURS SHOWN ARE A GUIDE ONLY.  
PLEASE CHECK A COLOUR CHART TO SEE THE ACTUAL COLOUR.