

Entrance Foyer BXMW/ENFO



Standard Unit Dimensions:

Length: 2000mm
Width: 2000mm
Height: 2200mm

Framework Colours/Finishes:

	 RAL 9006 White Aluminium	 RAL 7016 Anthracite Grey
 BS 4800 10 A 07 Nimbus Grey	 RAL 3020 Traffic Red	 RAL 9005 Jet Black
 BS 4800 14 C 39 Holly Green	 RAL 1023 Traffic Yellow	 BS 4800 00 A 05 Goose Grey
 RAL 5015 Mid Blue	 RAL 5013 Dark Blue	 RAL 9016 Traffic White

The colours shown are a guide only.
Please check a colour chart to see the
actual colour.

Product Information

A modest, attractive design complete with built in rainwater management draining through the uprights the Entrance Foyer is an effective and economical solution to covering an Entrance or Doorway.

Features

- 4mm Clear View PETg UV
- Submerged fixing
- Integral Guttering
- Anti-Climb End Frames
- Robust, tough construction
- Hot dipped galvanized

Materials Used

- Framework - Mild steel
- Cladding - 4mm ClearView PETg UV roof
- Fasteners - Zinc plated
- Cover Strips - Aluminium capex

Finish Options (Framework)

- Galvanised to BS EN ISO 1461:2009
- Galvanised to BS EN ISO 1461:2009 & Polyester Powder Coated

Broxap Limited, Rowhurst Industrial Estate, Chesterton, Newcastle-under-Lyme, Staffordshire, ST5 6BD T: 01782 564411 E: info@broxap.com W: www.broxap.com

Entrance Foyer BXMW/ENFO

Weather Resistance

Cladding is UV Stabilised
Wind resistant to 23m/s

Fire Resistance

Cladding is fire tested to '1Y' for BS 476

Guarantees, Warranties, Design-Life and Life-Expectancies

- 25 year structural guarantee*
- 34 year (min) life expectancy for Hot Dip Galvanizing
- 8-10 year life expectancy on standard powder coatings
- 10-15 year life expectancy on Duplex (Zinc Coated) powder coatings
- 10 years' manufacturers guarantees* on cladding material(s)
- 10 years' warranty* on material (only)
- 12 months' warranty* on parts & labour

**Maintenance and other qualifying criteria apply*



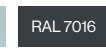





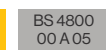



Options

- Bespoke Sizes on Request
- Opal Cladding to the roof
- Powder Coating to a wide range of colours
- LED lighting or solar lighting
- Full installation service

Standard Unit Dimensions:

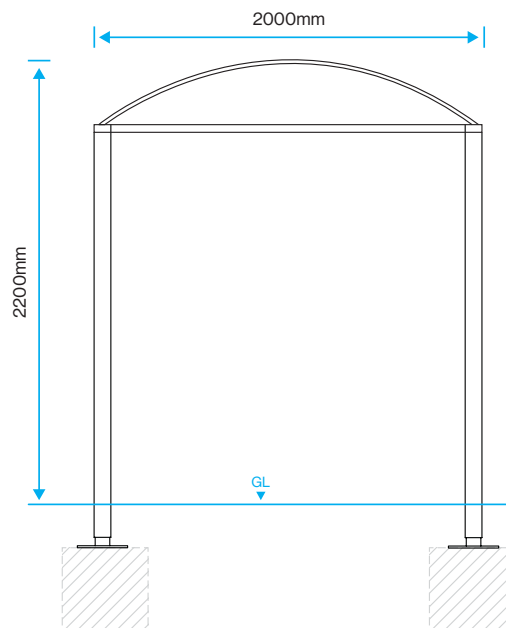
Length: 2000mm
Width: 2000mm
Height: 2200mm

Framework Colours/Finishes:

		
Galvanised Only	White Aluminium	Anthracite Grey
		
BS 4800 10 A 07 Nimbus Grey	Traffic Red	Jet Black
		
BS 4800 14 C 39 Holly Green	Traffic Yellow	Goose Grey
		
Mid Blue	Dark Blue	Traffic White

The colours shown are a guide only.
Please check a colour chart to see the actual colour.

Diagram



Installation

