



Standard Unit Dimensions:

Length:
5000mm

Width:
3000mm

Height:
2100mm to eaves

Bespoke sizes available

Colours/Finishes:

	 RAL 9006 White Aluminium	 RAL 7016 Anthracite Grey
 BS 4800 10 A 07 Nimbus Grey	 RAL 3020 Traffic Red	 RAL 9005 Jet Black
 BS 4800 14 C 39 Holly Green	 RAL 1023 Traffic Yellow	 BS 4800 00 A 05 Goose Grey
 RAL 5015 Mid Blue	 RAL 5013 Dark Blue	 RAL 9016 Traffic White

The colours shown are a guide only.
Please check a colour chart to see the
actual colour.

Product Information

The Luton Symmetric Walkway modular design allows it to be very flexible in creating walkways or to traverse long areas and corners and span different ground levels. The Luton Symmetric Walkway provides a modular solution that offers a light yet sturdy structure.

Features

- ClearView PETg UV sheeting
- Robust tough construction featuring load bearing purlins
- Curve can be symmetrical or asymmetrical
- Modular design, extensions added without drilling or welding
- Choice of standard colours
- Welded end frames and purlin section made from heavy duty box section
- Assembled with anti-tamper high strength bolts
- Hot dipped galvanized to BS EN ISO 1461:2009

Materials Used

- Framework - Mild steel
- Cladding - 16mm structured multi-wall polycarbonate
- Fasteners - Zinc plated
- Cover Strips - Aluminium capex

Finish Options (Framework)

- Galvanised to BS EN ISO 1461:2009
- Galvanised to BS EN ISO 1461:2009 & Polyester Powder Coated

Broxap Limited, Rowhurst Industrial Estate, Chesterton, Newcastle-under-Lyme, Staffordshire, ST5 6BD T: 01782 564411 E: info@broxap.com W: www.broxap.com



Luton Symmetric Walkway BXMW/LU

Weather Resistance

Cladding is UV Stabilised
Wind resistant to 23m/s

Fire Resistance

Cladding is fire tested to '1Y' for BS 476

Guarantees, Warranties, Design-Life and Life-Expectancies

- 25 year structural guarantee*
- 34 year (min) life expectancy for Hot Dip Galvanizing
- 8-10 year life expectancy on standard powder coatings
- 10-15 year life expectancy on Duplex (Zinc Coated) powder coatings
- 10 years' manufacturers guarantees* on cladding material(s)
- 10 years' warranty* on material (only)
- 12 months' warranty* on parts & labour

**Maintenance and other qualifying criteria apply*

Options

- Available in an Asymmetric or Monopitch Design
- Multi wall polycarbonate sheeting
- Trapezoidal Roof Cladding (other finishes available)
- Modular extension to any length
- Internal lighting or solar lighting
- Lattice style expansion beams (BXMW/NEWSLAT)
- Various lengths available
- Opal or bronze tinted PETg
- Full installation service

Standard Unit Dimensions:






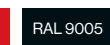


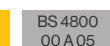



Length:
5000mm

Width:
3000mm

Height:
2100mm to eaves

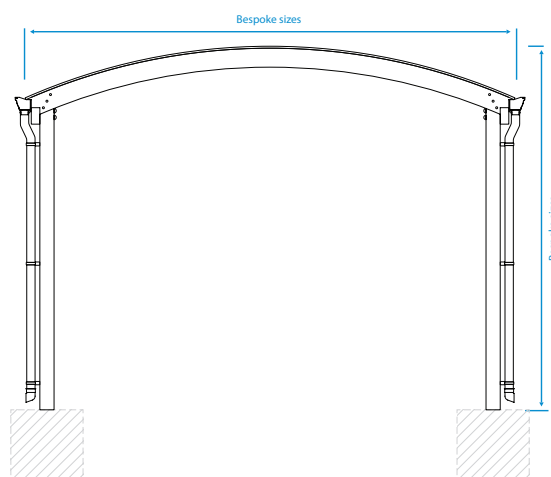
Bespoke sizes available

Colours/Finishes:

		
Galvanised Only	White Aluminium	Anthracite Grey
		
BS 4800 10 A 07 Nimbus Grey	Traffic Red	Jet Black
		
BS 4800 14 C 39 Holly Green		Goose Grey
		
Mid Blue	Dark Blue	Traffic White

The colours shown are a guide only.
Please check a colour chart to see the actual colour.

Diagram



Installation

