

Litchard Sun Lounger BX17 4071/SL



Standard Unit Dimensions:

Length: 1451mm
Width: 1356mm
Seat Height: 389mm
Overall Height: 868mm

Framework Colours/Finishes:

Galvanised Only Finish	RAL 9005 Jet Black	RAL 9016 Traffic White
BS 4800 00 A 05 Goose Grey	BS 4800 18 B 25 Admiral Grey	RAL 7016 Anthracite Grey
BS 4800 14 C 39 Holly Green	RAL 6005 Green	RAL 5015 Sky Blue
RAL 5013 Colbalt Blue	BS 4800 20 C 40 Duchess Blue	RAL 1023 Traffic Yellow
	RAL 3020 Traffic Red	

The colours shown are a guide only.
Please check a colour chart to see the
actual colour.

Product Information

A heavy duty bench in an unusual shape. This ergonomic lounger has a mild steel frame sturdy timber slats arranged to maximise comfort.

Features

- Frame is galvanised to BS EN ISO 1461:2009
- Additional option to powder coat in an RAL or BS colour
- Timber slats across the width, planed and sanded
- Available in hardwood or softwood, with the option of FSC[®] (FSC-C122338) timber
- This unit is available root fixed or baseplated

Materials Used

- Steel
- FSC[®] softwood slats

Other Materials Available

- Hardwood Iroko timber slats
- FSC[®] Hardwood Iroko timber slats

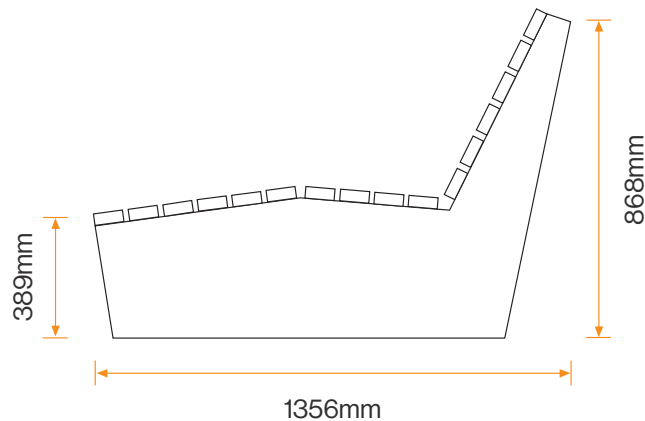
Broxap Limited, Rowhurst Industrial Estate, Chesterton, Newcastle-under-Lyme, Staffordshire, ST5 6BD T: 01782 564411 E: info@broxap.com W: www.broxap.com

Litchard Sun Lounger BX17 4071/SL

Options

- Configuration - Straight, Curved, Geometric, S-Shaped also available as individual benches or seats
- Backrest - 1 or 2 slat horizontal or vertical slats
- Frame Type - Root fixed, base plated or top seating pad only
- Available in hardwood or softwood, with the option of FSC® (FSC-C122338) timber
- This unit is available root fixed or baseplated

Diagram



Standard Unit Dimensions:

Length: 1451mm
Width: 1356mm
Seat Height: 389mm
Overall Height: 868mm


Framework Colours/Finishes:

Galvanised Only Finish	RAL 9005 Jet Black	RAL 9016 Traffic White
BS 4800 00 A 05 Goose Grey	BS 4800 18 B 25 Admiral Grey	RAL 7016 Anthracite Grey
BS 4800 14 C 39 Holly Green	RAL 6005 Green	RAL 5015 Sky Blue
RAL 5013 Cobalt Blue	BS 4800 20 C 40 Duchess Blue	RAL 1023 Traffic Yellow
	RAL 3020 Traffic Red	


The colours shown are a guide only.
Please check a colour chart to see the
actual colour.

Installation

Surface Mounted
Baseplate



Root/Submerged
Fixing



Broxap Limited, Rowhurst Industrial Estate, Chesterton, Newcastle-under-Lyme, Staffordshire, ST5 6BD T: 01782 564411 E: info@broxap.com W: www.broxap.com