






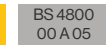

Bath Entrance Canopy BXMW/BATH



Standard Unit Dimensions:

Bespoke sizes available

Colours/Finishes:

		
Galvanised Only	White Aluminium	Anthracite Grey
		
BS 4800 10 A 07 Nimbus Grey	Traffic Red	Jet Black
		
BS 4800 14 C 39 Holly Green	Traffic Yellow	Goose Grey
		
Mid Blue	Dark Blue	Traffic White

The colours shown are a guide only.
Please check a colour chart to see the actual colour.

Product Information

The Bath Entrance Canopy offer a traditional design comprising Cast Aluminium decorative columns and a toughened glass. With a curved design and a scalloped edge to the glass cladding, the Bath Entrance Canopy offers a contemporary feel to a traditional design.

Features

- Toughened "Anti-Sun" Glass Cladding
- Integral Rainwater Management
- Submerged fixing
- Robust, tough construction
- Hot dipped galvanized to BS EN ISO 1461:2009

Materials Used

- Cast Aluminium Uprights
- Stainless Steel Roof Supports and Frame

Finish Options (Framework)

- Galvanised to BS EN ISO 1461:2009
- Galvanised to BS EN ISO 1461:2009 & Polyester Powder Coated

Broxap Limited, Rowhurst Industrial Estate, Chesterton, Newcastle-under-Lyme, Staffordshire, ST5 6BD T: 01782 564411 E: info@broxap.com W: www.broxap.com



Bath Entrance Canopy BXMW/BATH

Weather Resistance

Cladding is UV Stabilised
Wind resistant to 23m/s

Fire Resistance

Cladding is fire tested to '1Y' for BS 476

Guarantees, Warranties, Design-Life and Life-Expectancies

- 25 year structural guarantee*
- 34 year (min) life expectancy for Hot Dip Galvanizing
- 8-10 year life expectancy on standard powder coatings
- 10-15 year life expectancy on Duplex (Zinc Coated) powder coatings
- 10 years' manufacturers guarantees* on cladding material(s)
- 10 years' warranty* on material (only)
- 12 months' warranty* on parts & labour

*Maintenance and other qualifying criteria apply

Options

- Opal, Clear or Bronze Cladding on the roof panels
- Powder Coating to a wide range of colours
- Aluminium Profile Weather Resistant Barriers
- Wall Mounting to Rear (Dependant on Suitability of Existing Structure)
- LED Lighting or solar lighting
- Full installation service

Standard Unit Dimensions:

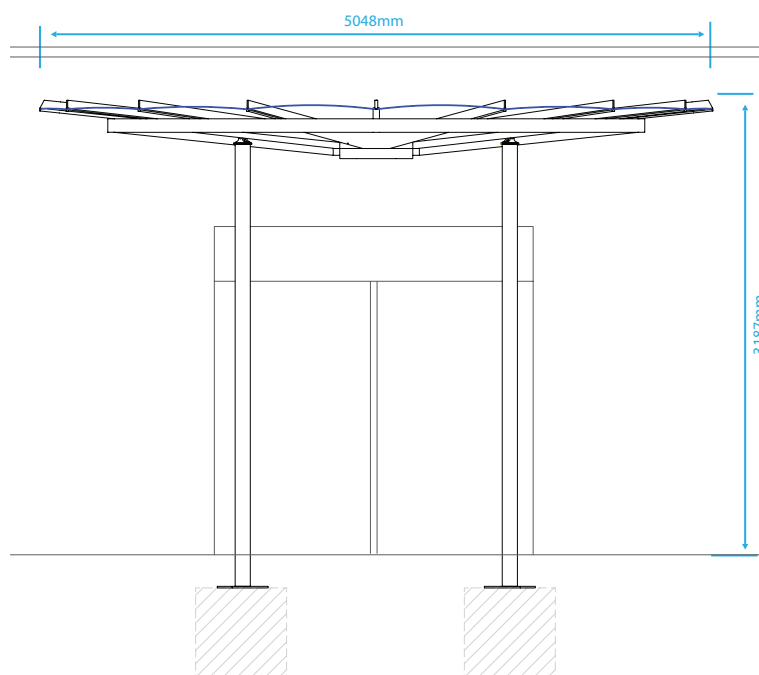
Bespoke sizes available

Colours/Finishes:

		
Galvanised Only	White Aluminium	Anthracite Grey
		
BS 4800 10 A 07 Nimbus Grey	Traffic Red	Jet Black
		
BS 4800 14 C 39 Holly Green	Traffic Yellow	Goose Grey
		
Mid Blue	Dark Blue	Traffic White

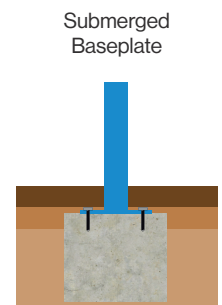
The colours shown are a guide only.
Please check a colour chart to see the actual colour.

Diagram



Please note: these details are specific to a bespoke project and are subject to change according to the requirements of each individual order.

Installation



Broxap Limited, Rowhurst Industrial Estate, Chesterton, Newcastle-under-Lyme, Staffordshire, ST5 6BD T: 01782 564411 E: info@broxap.com W: www.broxap.com

