



## Standard Unit Dimensions:

Bespoke sizes to suit  
customer requirements

## Framework Colours/Finishes:

		
Galvanised Only	White Aluminium	Anthracite Grey
		
Nimbus Grey	Traffic Red	Jet Black
		
Holly Green	Traffic Yellow	Goose Grey
		
Mid Blue	Dark Blue	Traffic White

The colours shown are a guide only.  
Please check a colour chart to see the actual colour.

## Product Information

The City Cruise Asymmetric Gullwing is a stylish canopy with offset central uprights, creating a double sided walkway of different widths. A contemporary glazed canopy, original designed for passenger departures outside the City Cruise Terminal building.

## Features

- 8.8mm Toughened Laminated Glass
- Aluminium glazing patent glazing bars
- Integral guttering and rainwater pipe
- Submerged fixing
- Robust, tough construction
- Welded end frames and purlin section made from heavy duty box section
- Assembled with anti-tamper high strength bolts
- Hot dipped galvanized

## Materials Used

- Framework: Mild Steel
- Roof Sections: Toughened Laminated Glass

## Finish Options (Framework)

- Galvanised to BS EN ISO 1461:2009
- Galvanised to BS EN ISO 1461:2009 & Polyester Powder Coated

Broxap Limited, Rowhurst Industrial Estate, Chesterton, Newcastle-under-Lyme, Staffordshire, ST5 6BD T: 01782 564411 E: info@broxap.com W: www.broxap.com



## Weather Resistance

Cladding is UV Stabilised  
Wind resistant to 23m/s

## Fire Resistance

Cladding is fire tested to '1Y' for BS 476

## Guarantees, Warranties, Design-Life and Life-Expectancies

- 25 year structural guarantee\*
- 34 year (min) life expectancy for Hot Dip Galvanizing
- 8-10 year life expectancy on standard powder coatings
- 10-15 year life expectancy on Duplex (Zinc Coated) powder coatings
- 10 years' manufacturers guarantees\* on cladding material(s)
- 10 years' warranty\* on material (only)
- 12 months' warranty\* on parts & labour

*\*Maintenance and other qualifying criteria apply*













## Options

- Opal Cladding on the roof panels
- Powder Coating to a wide range of colours
- LED lighting or solar lighting
- Full installation service

### Standard Unit Dimensions:

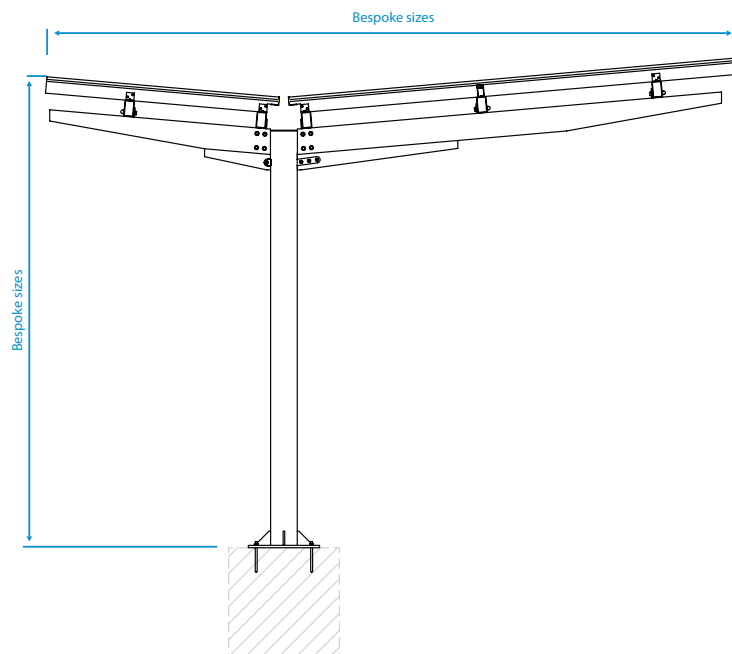
Bespoke sizes to suit  
customer requirements

### Framework Colours/Finishes:

		
Galvanised Only	White Aluminium	Anthracite Grey
		
Nimbus Grey	Traffic Red	Jet Black
		
Holly Green	Traffic Yellow	Goose Grey
		
Mid Blue	Dark Blue	Traffic White

The colours shown are a guide only.  
Please check a colour chart to see the actual colour.

## Diagram



## Installation

